






AQUA 350 Beam

Model: PR-2368A


RoHS | CE |  |  | WDMX | 350W |  12m |  | T_c150°C | T_a40°C | 

PR-2368A is 350W moving beam, a new member of AQUA family. It features 350W lamp, 6800K, an advanced optical system, IP65 rated producing a precise and tight 2.1° beam aperture ideal for outdoor searchlight and big air looks.


IP65, 350W, Beam



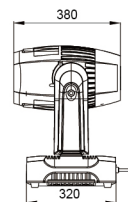
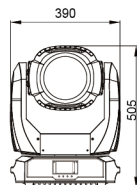
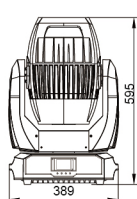
Fixed gobos



Rotating gobos(Ø12mm, image Ø6.0mm)



Scan with your Phone
to view more detail



30.6Kg
Size(mm)

Specifications

- Input Voltages
100-240V AC, 50/60Hz
- Power Consumption
550W@220V
- Light Source
USHIO 350W (6800K, 1,500 hrs)
- Strobe
Mechanical strobe 0.3-20 F.P.S with macro
- Dimmer
Mechanical dimmer 0-100% linearly adjustable
- Colors
1 Color wheel: 12 dichroic color filters+CTO plus open
Rainbow effect with bi-directional and variable speeds
Stepping/linear color changing
- Gobos
1 Fixed gobo wheel: 16 gobos plus open
Bi-directionally rotatable, and shakable effect at variable speeds
1 Rotating gobo wheel: 12 interchangeable gobos plus open
Bi-directionally rotatable, and shakable at variable speeds
- Prism and Frost
Three prisms (8-facet+16-facet+linear)+CTO+frost+open
- Focus
Motorized linear focus
- Head Movement
Pan 540°, tilt 270° with auto position correction
- Light Angle
Beam angle: 2.1°
- Control
International DMX512, 5 pins interface
- RDM control protocol
Short mode 16 channels, standard mode 20 channels and extended mode 21 channels
Self-test mode
User memory and preset memory
- Other Functions
Adjustable pan & tilt speed
LCD display screen
Fixture and lamp usage time display
Modular structure for easy maintenance
DMX512 wireless receiver
DMX512 wireless transmitter(optional)
- Physical
Housing: cast aluminum and high temperature UV resistant
ABS, IP65
Ambient temperature: maximum 40°C
- Weight
Net weight: 30.6Kg
- Packaging
Standard: carton 515x480x690(mm)
Optional: flight case 715x516x835(mm), 2 in 1
- Accessories
G clamp, 2 pcs
5 Pins XLR connector, 1 set
Safety cord, 2 pcs
Power cord, 1 pc
Optional: Ω clamp, 2 pcs

